

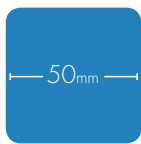
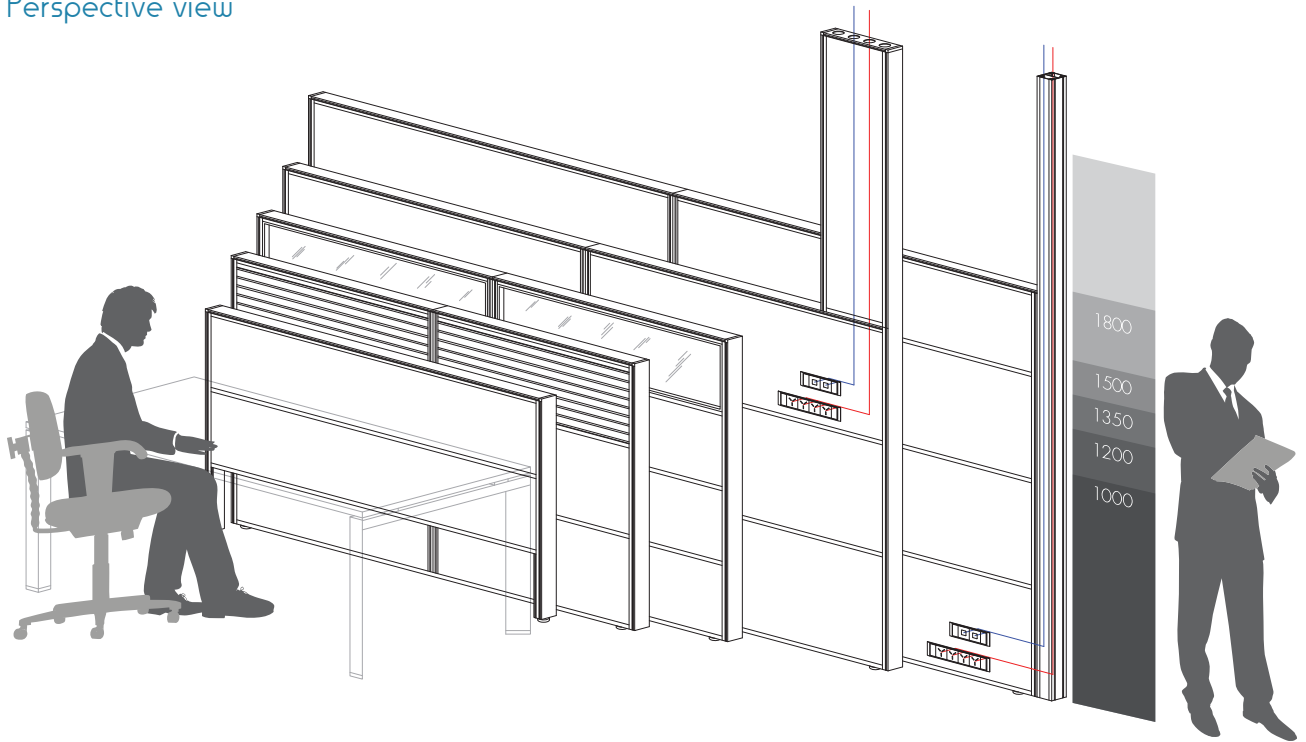


Connection 50mm screen system

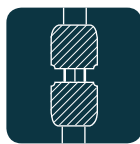
A variety of screening elements enables task focus while offering transparent views into the open plan workplace, removing any sense of isolation. The innovative, interchangeable tiling system allows the workspace to be fully tailored to individual requirements while providing flexibility. As employees move or function/aesthetic requirements change, new tiles allow a new environment to be created with minimal disruption. Clean lines and balanced proportions make Connection a stand out in the modern office environment.



Perspective view



Panel Thickness



Soft Wire Compatible



Rapid Assembly



100% Reusable Components



Mounting



Removable Tile



Durable Powdercoated Frames



Made to Measure



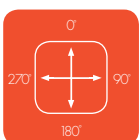
Panel Surfaces



Top & End Capping



Your Choice of Fabric



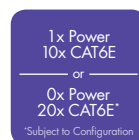
Square Junction Poles



Round Junction Poles



Power Poles



Power Pole Capacity

