

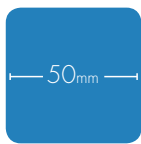
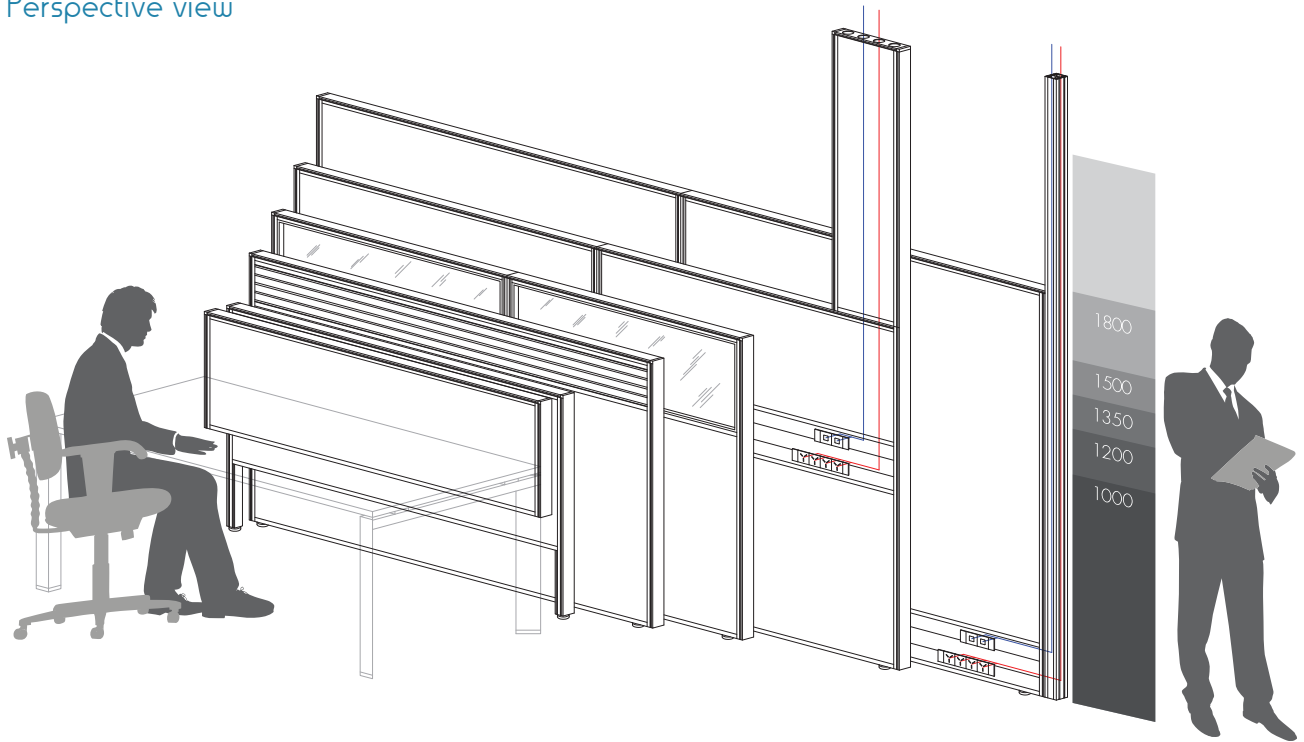


Direction 50mm screen system

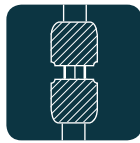
The Direction 50 Screen System is a contemporary system that provides privacy and comfort. It can be tailored to suit each workplace environment with options of 90 degree, 120 degree and linear configurations. A virtually unlimited range of designer fabrics and functional finishes are available enabling the workplace to be custom designed to your needs. A wide choice of accessories allows the workspace to fulfil a variety of functions.



Perspective view



Panel Thickness



Soft Wire Compatible



Rapid Assembly



100% Reusable Components



Mounting



System Type



Durable Powdercoated Frames



Made to Measure



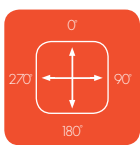
Panel Surfaces



Top & End Capping



Your Choice of Fabric



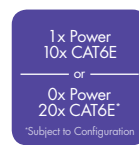
Square Junction Poles



Round Junction Poles



Power Poles



Power Pole Capacity

